

# *Next generation digital platform*

Heli Merivirta  
Transaction Banking / Digital Channels

13.2.2018



# Agenda

---

01. *Background*

---

02. *Vision*

---

03. *Functionalities now*

---

04. *Summary*

---



# Agenda

01.	Background
02.	Vision
03.	Functionalities now
04.	Summary



# *Helping our customers navigate in the future financial eco-system*



PSDII is mandating banks to open up to third parties



FinTechs and ERP applications are providing services within the core banking domain



Corporates are navigating in an increasingly complex sphere and request simple and user friendly solutions



## Current corporate day frustrations



*We interact with so many applications and platforms every day, all with different log-in*



*We need more insights, and you know so much about us and our business*



*Treasury is a never ending task. You keep adjusting*



*I spend one week a month on collecting data for my CFO reporting*



*I have not yet seen a system which can give me full financial overview & insight*



*A lot of time is spent on extracting data or re-typing information from one system to another*



# Agenda

---

01. *Background*

---

02. *Vision*

---

03. *Functionalities now*

---

04. *Summary*

---



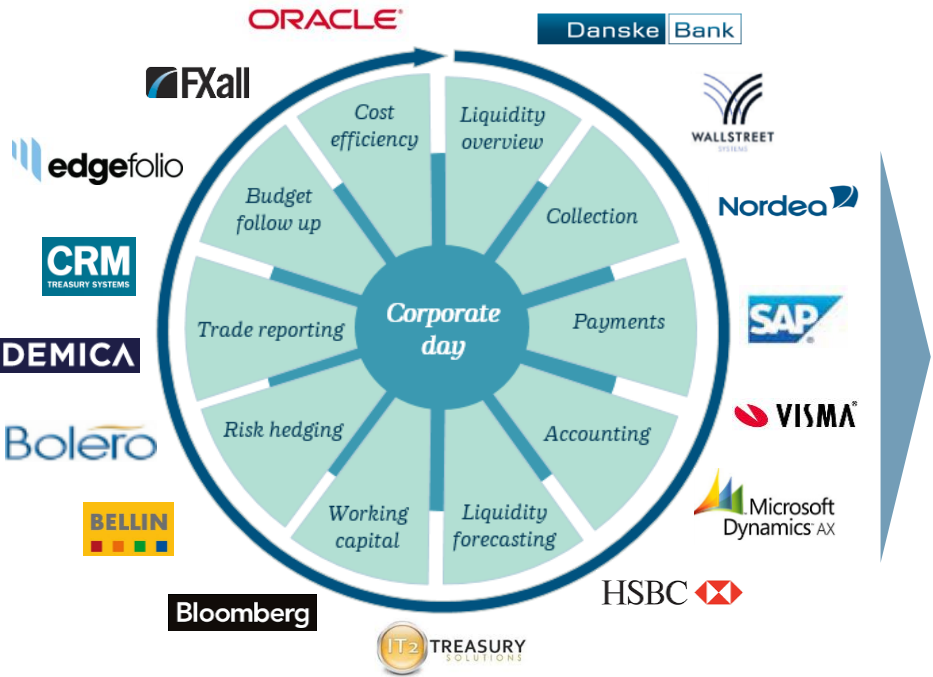
Financial Dashboard has the ambition to provide a single customer platform, enabling full financial overview & control across service providers

Issue

Increasing daily complexity

Solution

One platform across service providers





## How will Financial Dashboard create value?

*Financial dashboard aims to provide full financial overview & control*



### *Customizable platform*

Tailor your own dashboard with the right information to help you streamline your daily workflow



### *Access to partners*

An open and scalable platform will provide a full financial overview by connecting services and information across different partners



### *Automated workflow*

Automated workflows will optimize your processes, reduce risks and allow you to focus on your core business



### *Advice and insight*

Proactive advice and data driven insights will support you in making better financial decisions



# Agenda

---

01. *Background*

---

02. *Vision*

---

03. *Functionalities now*

---

04. *Summary*

---



## My accounts

Currency Account 0,00 EUR  
N019 9760 0502 739 18.01.2008

Currency Account 133.663,70 EUR  
DK73 3000 4865 3272 9... 16.01.2018

Currency Account 11.949.001,00 SAR  
DK16 3000 3100 2868 3... 16.01.2018

Currency Account 198.346,37 USD  
DK72 3000 3100 3291 8... 16.01.2018

Currency Account -1.053,58 CNH  
DK28 3000 3100 3323 0... 16.01.2018

Currency Account 5.607.306,36 MXN  
DK07 3000 3204 0526 4... 16.01.2018

Currency Account 1.323,66 SEK  
N047 9760 0502 720 27.10.2017

SALARY 3.822.290.386,37 DKK  
DK86 3000 3100 0661 5... 18.01.2018

Corporate Account -66,27 NOK  
N061 9760 0000 105 29.01.2018

Detail Account 78.671.531,39 SEK  
SE93 1200 0000 0125 5... 09.01.2018

Detail Account 88.210.586,25 SEK  
SE40 1200 0000 0125 5... 11.01.2018

Detail Account 186.595.772,51 SEK  
SE30 1200 0000 0125 5... 11.01.2018

Detail Account 23.301.208,54 SEK  
SE30 1200 0000 0130 7... 09.01.2018

Detail Account 74.973.715,55 SEK  
SE97 1200 0000 0134 4... 09.01.2018

Service budget\_EUR [Open forecast >](#)Open Trades [View in OneTrader >](#)

ACCOUNT	TYPE	AMOUNT	CCY	ALL-IN RATE	CONTRA AMOUNT	CCY	VALUE DATE	PRODUCT	TRADE ID
DBDEMO2	BUY	250,00	EUR	1,2180	304,49	USD	29.01.2018	SWAP	W18011807019
DBDEMO	SELL	10.003,00	EUR	1,2225	12.228,67	USD	29.01.2018	FORWARD	418011506986
DBDEMO	BUY	1.500,00	EUR	7,4446	11.166,83	DKK	29.01.2018	SWAP	618010811875
DBDEMO	SELL	32,00	EUR	7,4269	237,66	DKK	29.01.2018	FORWARD	418010810981
DBDEMO	SELL	22,00	EUR	7,4269	163,39	DKK	29.01.2018	FORWARD	418010811803
DBDEMO	BUY	1.000,00	EUR	7,4485	7.448,45	DKK	29.01.2018	SWAP	418010811794

## Research

EUR Covered Bonds Weekly - Research article - Swedish  
23.01.2018

Financial forecast - vs EUR  
15.12.2017

Fixed Income Market Watch - Sweden  
09.12.2017

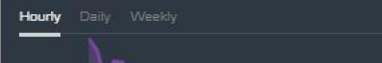
Government Bonds Weekly - Portugal to get the 2nd IG upgrade this year - buy the PORTUG USD bond  
08.12.2017

Basel III end game  
08.12.2017

Covered Bond Update - Sweden - update and relative value opportunities  
07.12.2017

Government Bonds Weekly - Week 51: Positioning for 2014  
07.12.2017

Government Bonds Weekly, 4-8 December 2017 - France outperforms Netherlands and Ireland  
04.12.2017

EURUSD [↔](#) ▼ 1,23984EURSEK [↔](#) ▲ 9,7894EURNOK [↔](#) ▲ 9,5587

## FX Forecast


PAIRS	SPOT	1M	3M	6M	12M
USDDKK	6,003	6,20	6,20	6,05	5,82
USDNOK	7,710	7,92	7,83	7,48	7,11
USDSEK	7,896	8,25	8,33	8,05	7,66
EURDKK	7,443	7,45	7,45	7,45	7,45
EURNOK	9,559	9,50	9,40	9,20	9,10
EURSEK	9,790	9,90	10,0	9,90	9,80
GBPUSD	1,408	1,36	1,36	1,41	1,49
USDCHE	0,936	0,98	0,98	0,98	0,96
USDJPY	108,7	112	113	114	114
EURCHF	1,160	1,17	1,17	1,20	1,23
EURGBP	0,881	0,88	0,88	0,87	0,86
EURJPY	134,8	134	136	140	146
EURUSD	1,240	1,20	1,20	1,23	1,28
USDCAD	1,234	1,26	1,27	1,25	1,23
AUDUSD	0,809	0,78	0,76	0,78	0,79
NZDUSD	0,733	0,72	0,70	0,71	0,73

## Updates

We have some exciting updates to share with you

[Close](#)[See what's new](#)





FINDASH

Powered by Oracle Blockchain

Dashboard

Services

Accounts

Cash Flow Forecast

Business Online links

Business Online Home

List Payments

Create Payments

eArchive

Services

Settings

Support

Logout

Cash Flows

My forecasts

+

0,00 EUR

18.01.2008

663,70 EUR

16.01.2018

001,00 SAR

16.01.2018

346,37 USD

16.01.2018

053,58 CNH

16.01.2018

306,36 MXN

16.01.2018

323,66 SEK

27.10.2017

0.386,37 DKK

18.01.2018

-66,27 NOK

29.01.2018

531,39 SEK

09.01.2018

586,25 SEK

11.01.2018

772,51 SEK

11.01.2018

208,54 SEK

09.01.2018

715,55 SEK

09.01.2018

Service budget\_EUR

Open forecast >

14.000.000 EUR

12.000.000 EUR

10.000.000 EUR

8.000.000 EUR

6.000.000 EUR

4.000.000 EUR

2.000.000 EUR

0 EUR

-2.000.000 EUR

-4.000.000 EUR

-6.000.000 EUR

-8.000.000 EUR

-10.000.000 EUR

-12.000.000 EUR

-14.000.000 EUR

-16.000.000 EUR

-18.000.000 EUR

Actual

Forecasted

Credit

Week 32

Week 2

Week 4

Week 6

Week 8

Week 10

Week 12

Week 14

Open Trades

View in OneTrader >

ACCOUNT	TYPE	AMOUNT	CCY	ALL-IN RATE	CONTRA AMOUNT	CCY	VALUE DATE	PRODUCT	TRADE ID
DBDEMO2	BUY	250,00	EUR	1,2180	304,49	USD	29.01.2018	SWAP	W18011807019
DBDEMO	SELL	10.003,00	EUR	1,2225	12.228,67	USD	29.01.2018	FORWARD	418011506986
DBDEMO	BUY	1.500,00	EUR	7,4446	11.166,83	DKK	29.01.2018	SWAP	618010811875
DBDEMO	SELL	32,00	EUR	7,4269	237,66	DKK	29.01.2018	FORWARD	418010810981
DBDEMO	SELL	22,00	EUR	7,4269	163,39	DKK	29.01.2018	FORWARD	418010811803
DBDEMO	BUY	1.000,00	EUR	7,4485	7.448,45	DKK	29.01.2018	SWAP	418010811794

Research

EUR Covered Bonds Weekly - Research article - Swedish

23.01.2018

Financial forecast - vs EUR

15.12.2017

Fixed Income Market Watch - Sweden

09.12.2017

Government Bonds Weekly - Portugal to get the 2nd IG upgrade this year - buy the PORTUG USD bond

08.12.2017

Basel III end game

08.12.2017

Covered Bond Update - Sweden - update and relative value opportunities

07.12.2017

Government Bonds Weekly - Week 51: Positioning for 2014

07.12.2017

Government Bonds Weekly, 4-8 December 2017 - France outperforms Netherlands and Ireland

04.12.2017

EURUSD

1,23984

Hourly

Daily

Weekly

1,246

1,244

1,242

1,240

26.01

18.00

22.00.1

EURSEK

9,7894

Hourly

Daily

Weekly

9,95

9,90

9,85

9,80

18.12

09.01

26

EURNOK

9,5587

Hourly

Daily

Weekly

9,590

9,580

9,570

9,560

9,550

26.01

22.00.1

EURGBP

0,88076

Hourly

Daily

Weekly

0,880

0,878

0,876

0,874

0,872

26.01

22.00.1

FX Forecast

PAIRS

SPOT

1M

3M

6M

12M

USDDKK	6,003	6,20	6,20	6,05	5,82
USDNOK	7,710	7,92	7,83	7,48	7,11
USDSEK	7,896	8,25	8,33	8,05	7,66
EURDKK	7,443	7,45	7,45	7,45	7,45
EURNOK	9,559	9,50	9,40	9,20	9,10
EURSEK	9,790	9,90	10,0	9,90	9,80
GBPUSD	1,408	1,36	1,36	1,41	1,49
USDCHE	0,936	0,98	0,98	0,98	0,96
USDJPY	108,7	112	113	114	114
EURCHF	1,160	1,17	1,17	1,20	1,23
EURGBP	0,881	0,88	0,88	0,87	0,86
EURJPY	134,8	134	136	140	146
EURUSD	1,240	1,20	1,20	1,23	1,28
USDCAD	1,234	1,26	1,27	1,25	1,23
AUDUSD	0,809	0,78	0,76	0,78	0,79
NZDUSD	0,733	0,72	0,70	0,71	0,73



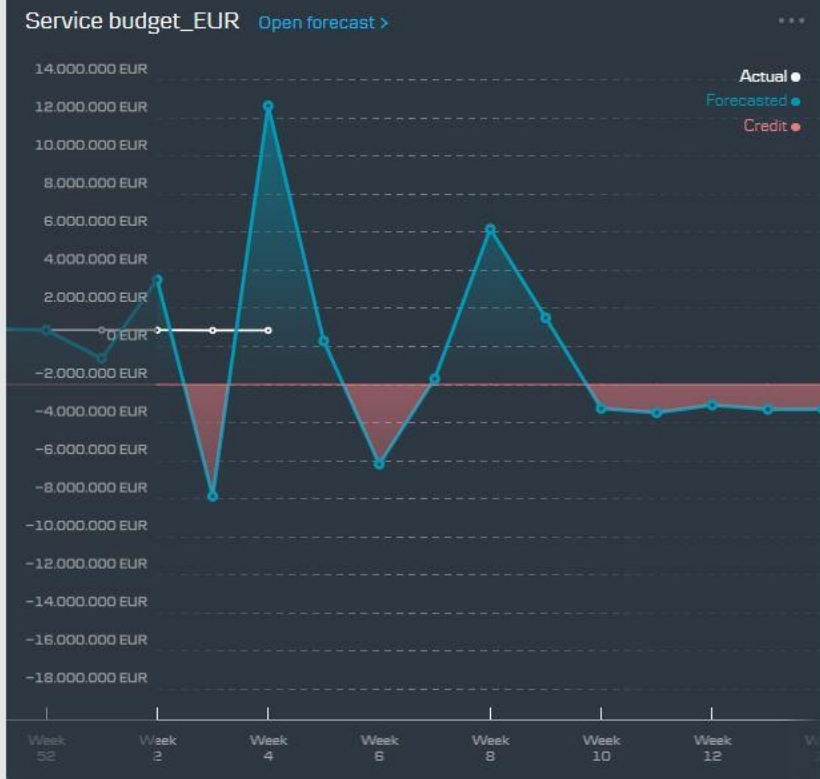






- Dashboard
- Services
  - Accounts
  - Liquidity
  - Cash flow forecast
  - OneTrader
  - Financial administration
- Connections
  - Payments
- Business Online links
  - Business Online Home
  - List payments
  - Create payments
  - eArchive
- Services
  - Settings
  - Support
  - Help and guides
  - Contact us
  - Give feedback
  - What's new

Cash Flows	My forecasts	+
0,00 EUR	18.01.2008	
63,70 EUR	16.01.2018	
01,00 SAR	16.01.2018	
46,37 USD	16.01.2018	
53,58 CNH	16.01.2018	
06,36 MXN	16.01.2018	
23,66 SEK	27.10.2017	
386,37 DKK	18.01.2018	
66,27 NOK	29.01.2018	
31,39 SEK	09.01.2018	
86,25 SEK	11.01.2018	
72,51 SEK	11.01.2018	
08,54 SEK	09.01.2018	
15,55 SEK	09.01.2018	



### Open Trades [View in OneTrader >](#)

ACCOUNT	TYPE	AMOUNT	CCY	ALL-IN RATE	CONTRA AMOUNT	CCY	VALUE DATE	PRODUCT	TRADE ID
DBDEMO2	BUY	250,00	EUR	1,2180	304,49	USD	29.01.2018	SWAP	W18011807019
DBDEMO	SELL	10.003,00	EUR	1,2225	12.228,67	USD	29.01.2018	FORWARD	418011506986
DBDEMO	BUY	1.500,00	EUR	7,4446	11.166,83	DKK	29.01.2018	SWAP	618010811875
DBDEMO	SELL	32,00	EUR	7,4269	237,66	DKK	29.01.2018	FORWARD	418010810981
DBDEMO	SELL	22,00	EUR	7,4269	163,39	DKK	29.01.2018	FORWARD	418010811803
DBDEMO	BUY	1.000,00	EUR	7,4485	7.448,45	DKK	29.01.2018	SWAP	418010811794

### Research

**EUR Covered Bonds Weekly - Research article - Swedish**  
23.01.2018

**Financial forecast - vs EUR**  
15.12.2017

**Fixed Income Market Watch - Sweden**  
09.12.2017

**Government Bonds Weekly - Portugal to get the 2nd IG upgrade this year - buy the PORTUG USD bond**  
08.12.2017

**Basel III end game**  
08.12.2017

**Covered Bond Update - Sweden - update and relative value opportunities**  
07.12.2017

**Government Bonds Weekly - Week 51: Positioning for 2014**  
07.12.2017

**Government Bonds Weekly, 4-8 December 2017 - France outperforms Netherlands and Ireland**  
04.12.2017



### FX Forecast

PAIRS	SPOT	1M	3M	6M	12M
USDDKK	6,003	6,20	6,20	6,05	5,82
USDNOK	7,710	7,92	7,83	7,48	7,11
USDSEK	7,896	8,25	8,33	8,05	7,66
EURDKK	7,443	7,45	7,45	7,45	7,45
EURNOK	9,559	9,50	9,40	9,20	9,10
EURSEK	9,790	9,90	10,0	9,90	9,80
GBPUSD	1,408	1,36	1,36	1,41	1,49
USDCHE	0,936	0,98	0,98	0,98	0,96
USDJPY	108,7	112	113	114	114
EURCHF	1,160	1,17	1,17	1,20	1,23
EURGBP	0,881	0,88	0,88	0,87	0,86
EURJPY	134,8	134	136	140	146
EURUSD	1,240	1,20	1,20	1,23	1,28
USDCAD	1,234	1,26	1,27	1,25	1,23
AUDUSD	0,809	0,78	0,76	0,78	0,79
NZDUSD	0,733	0,72	0,70	0,71	0,73









## My accounts

Currency Account 0,00 EUR  
N019 9760 0502 739 18.01.2008

Currency Account 133.663,70 EUR  
DK73 3000 4865 3272 9... 16.01.2018

Currency Account 11.949.001,00 SAR  
DK16 3000 3100 2868 3... 16.01.2018

Currency Account 198.346,37 USD  
DK72 3000 3100 3291 8... 16.01.2018

Currency Account -1.053,58 CNH  
DK28 3000 3100 3323 0... 16.01.2018

Currency Account 5.607.306,36 MXN  
DK07 3000 3204 0526 4... 16.01.2018

Currency Account 1.323,66 SEK  
N047 9760 0502 720 27.10.2017

SALARY 3.822.290.386,37 DKK  
DK86 3000 3100 0661 5... 18.01.2018

Corporate Account -66,27 NOK  
N061 9760 0000 105 29.01.2018

Detail Account 78.671.531,39 SEK  
SE93 1200 0000 0125 5... 09.01.2018

Detail Account 88.210.586,25 SEK  
SE40 1200 0000 0125 5... 11.01.2018

Detail Account 186.595.772,51 SEK  
SE30 1200 0000 0125 5... 11.01.2018

Detail Account 23.301.208,54 SEK  
SE30 1200 0000 0130 7... 09.01.2018

Detail Account 74.973.715,55 SEK  
SE97 1200 0000 0134 4... 09.01.2018

Service budget\_EUR [Open forecast >](#)Open Trades [View in OneTrader >](#)

ACCOUNT	TYPE	AMOUNT	CCY	ALL-IN RATE	CONTRA AMOUNT	CCY	VALUE DATE	PRODUCT	TRADE ID
DBDEMO2	BUY	250,00	EUR	1,2180	304,49	USD	29.01.2018	SWAP	W18011807019
DBDEMO	SELL	10.003,00	EUR	1,2225	12.228,67	USD	29.01.2018	FORWARD	418011506986
DBDEMO	BUY	1.500,00	EUR	7,4446	11.166,83	DKK	29.01.2018	SWAP	618010811875
DBDEMO	SELL	32,00	EUR	7,4269	237,66	DKK	29.01.2018	FORWARD	418010810981
DBDEMO	SELL	22,00	EUR	7,4269	163,39	DKK	29.01.2018	FORWARD	418010811803
DBDEMO	BUY	1.000,00	EUR	7,4485	7.448,45	DKK	29.01.2018	SWAP	418010811794

## Research

EUR Covered Bonds Weekly - Research article - Swedish  
23.01.2018

Financial forecast - vs EUR  
15.12.2017

Fixed Income Market Watch - Sweden  
09.12.2017

Government Bonds Weekly - Portugal to get the 2nd IG upgrade this year - buy the PORTUG USD bond  
08.12.2017

Basel III end game  
08.12.2017

Covered Bond Update - Sweden - update and relative value opportunities  
07.12.2017

Government Bonds Weekly - Week 51: Positioning for 2014  
07.12.2017

Government Bonds Weekly, 4-8 December 2017 - France outperforms Netherlands and Ireland  
04.12.2017

EURUSD [↔](#) ▼ 1,23984EURSEK [↔](#) ▲ 9,7894EURNOK [↔](#) ▲ 9,5587

## FX Forecast

PAIRS	SPOT	1M	3M	6M	12M
USDDKK	6,003	6,20	6,20	6,05	5,82
USDNOK	7,710	7,92	7,83	7,48	7,11
USDSEK	7,896	8,25	8,33	8,05	7,66
EURDKK	7,443	7,45	7,45	7,45	7,45
EURNOK	9,559	9,50	9,40	9,20	9,10
EURSEK	9,790	9,90	10,0	9,90	9,80
GBPUSD	1,408	1,36	1,36	1,41	1,49
USDCHE	0,936	0,98	0,98	0,98	0,96
USDJPY	108,7	112	113	114	114
EURCHF	1,160	1,17	1,17	1,20	1,23
EURGBP	0,881	0,88	0,88	0,87	0,86
EURJPY	134,8	134	136	140	146
EURUSD	1,240	1,20	1,20	1,23	1,28
USDCAD	1,234	1,26	1,27	1,25	1,23
AUDUSD	0,809	0,78	0,76	0,78	0,79
NZDUSD	0,733	0,72	0,70	0,71	0,73

EURGBP [↔](#) ▼ 0,88076



Post-results - Volvo (MW) C  
ending to 2017 and a prom  
2018  
08/02/2018



Shows all accounts or a specific account group.

Add &gt;



Shows a specific cash flow forecast.

Add &gt;



Shows a selected currency exchange rate.

Add &gt;



Shows a currency forecast from Danske Bank.

Add &gt;



Shows any open trades performed in OneTrader or in Business Online.

Add &gt;



Shows all research or specific categories from Danske Bank Research.

Add &gt;



## My accounts

Currency Account 0,00 EUR  
N019 9760 0502 739 18.01.2008

Currency Account 133.663,70 EUR  
DK73 3000 4865 3272 9... 16.01.2018

Currency Account 11.949.001,00 SAR  
DK16 3000 3100 2868 3... 16.01.2018

Currency Account 198.346,37 USD  
DK72 3000 3100 3291 8... 16.01.2018

Currency Account -1.053,58 CNH  
DK28 3000 3100 3323 0... 16.01.2018

Currency Account 5.607.306,36 MXN  
DK07 3000 3204 0526 4... 16.01.2018

Currency Account 1.323,66 SEK  
N047 9760 0502 720 27.10.2017

SALARY 3.822.290.386,37 DKK  
DK86 3000 3100 0661 5... 18.01.2018

Corporate Account -66,27 NOK  
N061 9760 0000 105 29.01.2018

Detail Account 78.671.531,39 SEK  
SE93 1200 0000 0125 5... 09.01.2018

Detail Account 88.210.586,25 SEK  
SE40 1200 0000 0125 5... 11.01.2018

Detail Account 186.595.772,51 SEK  
SE30 1200 0000 0125 5... 11.01.2018

Detail Account 23.301.208,54 SEK  
SE30 1200 0000 0130 7... 09.01.2018

Detail Account 74.973.715,55 SEK  
SE97 1200 0000 0134 4... 09.01.2018

Service budget\_EUR [Open forecast >](#)Open Trades [View in OneTrader >](#)

ACCOUNT	TYPE	AMOUNT	CCY	ALL-IN RATE	CONTRA AMOUNT	CCY	VALUE DATE	PRODUCT	TRADE ID
DBDEMO2	BUY	250,00	EUR	1,2180	304,49	USD	29.01.2018	SWAP	W18011807019
DBDEMO	SELL	10.003,00	EUR	1,2225	12.228,67	USD	29.01.2018	FORWARD	418011506986
DBDEMO	BUY	1.500,00	EUR	7,4446	11.166,83	DKK	29.01.2018	SWAP	618010811875
DBDEMO	SELL	32,00	EUR	7,4269	237,66	DKK	29.01.2018	FORWARD	418010810981
DBDEMO	SELL	22,00	EUR	7,4269	163,39	DKK	29.01.2018	FORWARD	418010811803
DBDEMO	BUY	1.000,00	EUR	7,4485	7.448,45	DKK	29.01.2018	SWAP	418010811794

## Research

EUR Covered Bonds Weekly - Research article - Swedish  
23.01.2018

Financial forecast - vs EUR  
15.12.2017

Fixed Income Market Watch - Sweden  
09.12.2017

Government Bonds Weekly - Portugal to get the 2nd IG upgrade this year - buy the PORTUG USD bond  
08.12.2017

Basel III end game  
08.12.2017

Covered Bond Update - Sweden - update and relative value opportunities  
07.12.2017

Government Bonds Weekly - Week 51: Positioning for 2014  
07.12.2017

Government Bonds Weekly, 4-8 December 2017 - France outperforms Netherlands and Ireland  
04.12.2017


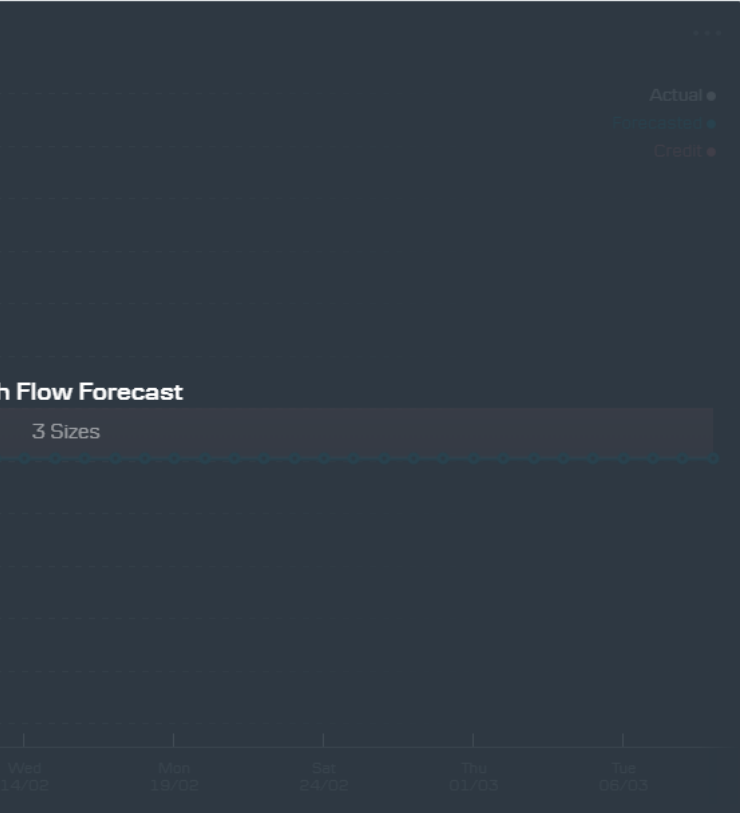
EURUSD [↔](#) ▼ 1,23984EURSEK [↔](#) ▲ 9,7894EURNOK [↔](#) ▲ 9,5587

## FX Forecast

PAIRS	SPOT	1M	3M	6M	12M
USDDKK	6,003	6,20	6,20	6,05	5,82
USDNOK	7,710	7,92	7,83	7,48	7,11
USDSEK	7,896	8,25	8,33	8,05	7,66
EURDKK	7,443	7,45	7,45	7,45	7,45
EURNOK	9,559	9,50	9,40	9,20	9,10
EURSEK	9,790	9,90	10,0	9,90	9,80
GBPUSD	1,408	1,36	1,36	1,41	1,49
USDCHE	0,936	0,98	0,98	0,98	0,96
USDJPY	108,7	112	113	114	114
EURCHF	1,160	1,17	1,17	1,20	1,23
EURGBP	0,881	0,88	0,88	0,87	0,86
EURJPY	134,8	134	136	140	146
EURUSD	1,240	1,20	1,20	1,23	1,28
USDCAD	1,234	1,26	1,27	1,25	1,23
AUDUSD	0,809	0,78	0,76	0,78	0,79
NZDUSD	0,733	0,72	0,70	0,71	0,73

EURGBP [↔](#) ▼ 0,88076





All accounts ...

Currency Account	4.41 USD
FI72 8149 9711 2294 23	31/03/2016
Maksuliiketilä pitkä nimi...	6.62 EUR
FI16 8000 1470 8923 74	29/01/2018
Transaction Account	3.40 EUR
FI05 8000 1970 8923 61	31/01/2018

Accounts  
4 Sizes

Research ...

Schibsted - Q4 17 - leverage back to base  
09/02/2018

Danish Mortgage Bonds - February 2018  
refinancing auctions: Preview - Day 5  
09/02/2018

Aktienyt - 9. februar 2018  
09/02/2018

Lavere inflasjon drevet av flybilletter  
09/02/2018

Veksten fortsetter over trend  
09/02/2018

Kreditvården - 9 februar 2018  
09/02/2018

Danske Technical Update - 9 February  
2018  
09/02/2018

Bank of England review - Launching a  
hiking cycle  
09/02/2018

Post-results note - DFDS (OW) Q4 17 -  
Strong credit - what about M&A?  
09/02/2018

Post-results - Sato Oyj (MW) Q4 17 - More  
conservative leverage target  
09/02/2018

Post-results - Sato Oyj (MW) Q4 17 - More  
conservative leverage target  
09/02/2018

Post-results - Volvo (MW) Q4 17 - Strong  
ending to 2017 and a promising outlook for  
2018  
09/02/2018

Research  
3 Sizes

Accounts in Finland ✕

ACCOUNT	ACCOUNT NUMBER	LATEST ENTRY	BALANCE	CCY
CURRENCY AC...	FI72 8149 9711 2294 23	31/03/2016	4.41	USD
MAKSULIIKETIL...	FI16 8000 1470 8923 74	29/01/2018	6.62	EUR
TRANSACTION ...	FI05 8000 1970 8923 61	31/01/2018	3.40	EUR

Accounts  
4 Sizes



# Agenda

---

01. *Background*

---

02. *Vision*

---

03. *Functionalities now*

---

04. *Summary*

---



# Financial Dashboard aims to provide full financial overview & control, and create a customer centric eco-system

By developing an interface that

- **Intelligently** adapts to and improves corporate **workflows**
- **Integrates applications** from multiple service providers to create a financial eco-system
- Provides **proactive advisory** and financial **insights**

We want to make **banking easy** and enable you to **optimise** your daily financial **workflows** and **decision making**









*Thank you!*

Heli Merivirta  
Transaction Banking / Digital channels  
heli.merivirta@danskebank.fi  
+358 (0)10 546 3399